



## MECHANICAL FRICTION TORQUE LIMITER TORQUE SETTING INSTRUCTIONS 6 THROUGH 8 INCH MODELS

This document applies to the following catalog standard products,  
and to custom versions based upon these models:

[T6A1G-STL](#), [T6A2G-STL](#), [T6H1G-STL](#), [T6H2G-STL](#)

[V6G1G-STL](#), [V6G2G-STL](#), [V6R1G-STL](#), [V6R2G-STL](#)

[T8A1K-STL](#), [T8A2K-STL](#)

[V8G1K-STL](#), [V8G2K-STL](#), [V8R1K-STL](#), [V8R2K-STL](#)

### PLEASE NOTE

Mach III products are manufactured on a per order basis and may only be returned in cases of warranty defect. We strongly recommend review of all new applications with Mach III Engineering staff to ensure suitability of the chosen product for the intended use.

## ADDITIONAL RESOURCES AND SERVICES

### PRODUCT DETAIL SHEETS

Click on the product number shown on page 1 of this document for a link to download the product detail sheet which contains dimensional data, torque capacity and other specifications along with parts list and parts kits details. For custom products (part numbers ending in three numeric characters), contact Mach III Engineering.

### TECHNICAL SUPPORT, 3D MODELS, APPLICATION REVIEW AND SELECTION ASSISTANCE


Mach III Engineering: [engineering@machiii.com](mailto:engineering@machiii.com)  
859-291-0849


### FACTORY REPAIR SERVICE

Clients who want to have a unit evaluated for factory repair service should contact Mach III Customer Service to obtain return materials authorization (RMA). Mach III will evaluate the unit and will issue a quotation if the unit is repairable, or for replacement if the unit is not repairable. Lead time for the repair or replacement will depend upon parts availability and will be included in the quotation.

Mach III Customer Service: [orders@machiii.com](mailto:orders@machiii.com)  
859-291-0849

## GENERAL SAFETY PRECAUTIONS

WARNING	
	These products include rotating equipment and should be guarded according to OSHA requirements. It is the responsibility of the user to provide the necessary guarding.

WARNING	
	This product can emit a spark and is not recommended for use in any explosive environment.

## NEW VERSUS BURNISHED TORQUE

The torque output setting of a friction torque limiter is set at the factory or in the field when new. (All torque settings are +/- 10%.) Repeated overload will burnish the friction surfaces and may increase the slip torque setting. The torque setting should be tested after prolonged or frequent overload and re-set if needed.

## PRODUCT SELECTION

Torque capacity is only one factor to consider when making a product selection. Ensure that you will have the right product for the job by contacting our engineering department for application review and selection assistance.

## OPERATION

### A. SPRING PRESSURE

Torque output of this model is proportional to the spring pressure applied. Refer to the Product Detail Sheet for specifics regarding torque capacity.

### B. CONTAMINATION

The friction material (pads) contained within this product will absorb oil, water, chemicals, and other contaminants. Depending on the type of contamination, clutch may either seize up entirely or lose torque capacity. If friction discs become contaminated, they should be replaced.

Particulate contamination can also cause premature wear of the drive surfaces and seals. If the operating environment is prone to contamination, a custom, covered unit should be considered. Contact Mach III Engineering to explore options.

## TORQUE SETTING INSTRUCTIONS

### TOOLS REQUIRED

Hex Wrench Set

### COMPOUNDS REQUIRED

Grease (such as Molykote® G-N Metal Assembly Paste)

Anti-Seize Lubricant (for re-installation)

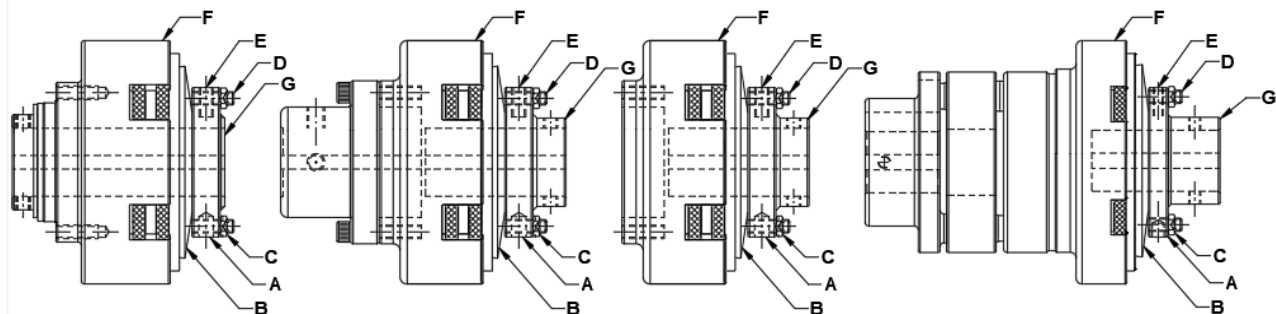
1. Make sure the adjustment nut (REF. A) is snug against the disc spring (REF. B).
2. Make sure the six jam nuts (REF. C) mounted on the six set screws (REF. D) which are placed axially in adjustment nut (REF. A) are loose.
3. Screw the six set screws (REF. D) in the adjustment nut (REF. A) until they contact the disc spring (REF. B).
4. Using a circular pattern, tighten the six set screws (REF. D) in the adjustment nut (REF. A) one 1/4-turn each.

NOTE: If needed, fine tune the torque value of the unit in 1/8-turn increments of the six set screws (REF. D).

5. Check torque value after each 1/4-turn increment of all six set screws (REF. D) while holding adapter/sleeve (REF. F) stationary and turning drive hub (REF. G) with a torque wrench.

NOTE: A torque wrench with a multiplier may be needed for higher torque settings.

6. Once desired torque is reached, confirm each of the six set screws (REF. D) are in contact with the disc spring (REF. B).
7. Tighten the jam nuts (REF. C) mounted on the six set screws (REF. D) firmly against the adjustment nut (REF. A).
8. Tighten the nylon-tipped set screw (REF. E) in the outside diameter of the adjustment nut (REF. A).



PILOT MODELS

COUPLING MODELS

ADAPTER MODELS

FLEXIBLE COUPLING MODELS

## MACH III PRODUCT WARRANTY

Mach III Clutch, Inc. warrants its products to be free from defects in materials and workmanship for a period of one year from the date of shipment from our factory or from the location of one of our authorized distributors provided the product is properly installed, maintained and has been operated under normal conditions. This warranty shall not apply to products that have been subject to misuse, negligence or accident, or damaged by circumstances beyond the control of Mach III Clutch, Inc., or which has been used in a manner contrary to Mach III Clutch, Inc.'s instructions or recommendations. Products that have been altered after shipment or repaired without following proper repair procedures, as deemed by Mach III Clutch, Inc., are also expressly excluded from this warranty.

Warranty claims shall be made in writing and the product(s) shall, if requested by Mach III Clutch, Inc., be returned with transportation charges prepaid for evaluation. Upon our determination that a defect exists, Mach III Clutch, Inc., at its sole discretion, will either repair or replace the defective component(s) or product(s).

THIS WARRANTY IS MADE EXPRESSLY IN LIEU OF ANY OTHER WARRANTIES, EXPRESS OR IMPLIED, INCLUDING ANY IMPLIED WARRANTY OF MERCHANTABILITY OR FITNESS FOR A PARTICULAR PURPOSE. THE BUYER'S SOLE AND EXCLUSIVE REMEDY SHALL BE FOR THE REPAIR OR REPLACEMENT OF DEFECTIVE PRODUCTS AS PROVIDED HEREIN AND UNDER NO CIRCUMSTANCES WILL MACH III CLUTCH, INC.'S LIABILITY EXCEED THE PRICE OF THE DEFECTIVE UNITS. THE BUYER AGREES THAT NO OTHER REMEDY (INCLUDING, BUT NOT LIMITED TO, INCIDENTAL OR CONSEQUENTIAL DAMAGES FOR LOST PROFITS, LOST SALES, INJURY TO PERSON OR PROPERTY OR ANY OTHER INCIDENTAL OR CONSEQUENTIAL LOSS) SHALL BE AVAILABLE TO HIM OR HER.

Mach III Clutch, Inc. neither assumes nor authorizes any person to assume for it any other liability in connection with the sale of its products.



Mach III Clutch  
1580 Lake Street  
Elmira, NY 14901 USA  
[www.machiii.com](http://www.machiii.com)  
(859) 291-0849