

T8A1K-STL

Mechanical Friction Torque Limiter
Through Shaft Bored, Pilot Mount



Designed for brief overloads.
Does not automatically disconnect

Minimum Sprocket Sizes

Chain Size	60	80	100	120
Minimum Teeth	35	27	22	19

Engagement/Disengagement

Spring/None

Facing Type

Low Coefficient

Minimum Torque Setting

610 Pound Inches

Maximum Torque Setting (Spring Compression ≈ 15%)

6,066 Pound Inches

Maximum RPM

1,325

Bore Range with Standard Keyway

1.438 (37) to 2.500 (66) Inches (mm)

Finish

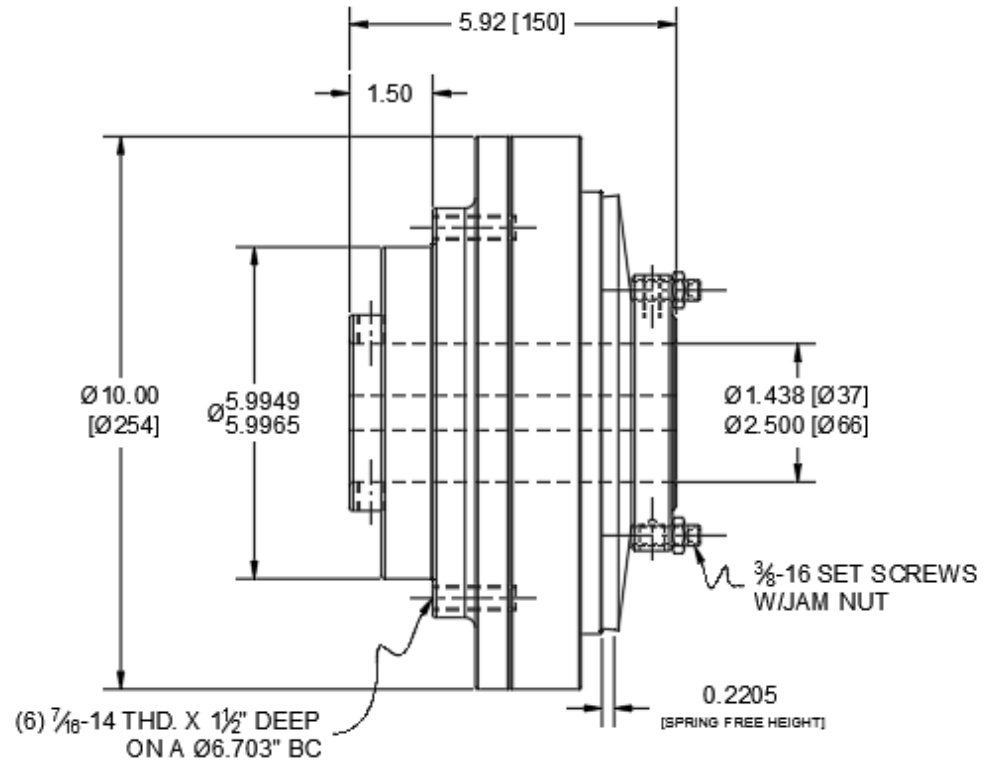
Aluminum

Open or Enclosed Construction

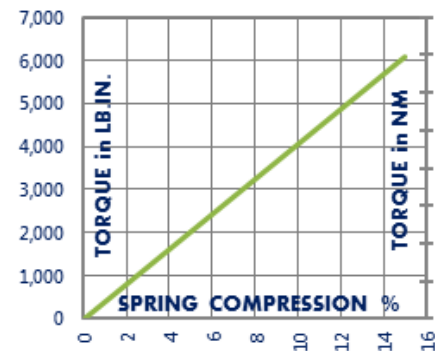
Open

Shipping Weight

48 Pounds



TORQUE vs. SPRING PRESSURE



NEW vs. BURNISHED TORQUE

The torque output setting of a friction torque limiter is set at the factory or in the field when new. (All torque settings are +/- 10%.) Repeated overload will burnish the friction surfaces and may increase the slip torque setting. The torque setting should be tested after prolonged or frequent overload and re-set if needed.

PRODUCT SELECTION

Torque capacity is only one factor to consider when making a product selection. Ensure that you will have the right product for the job by contacting our engineering department for application review and selection assistance.

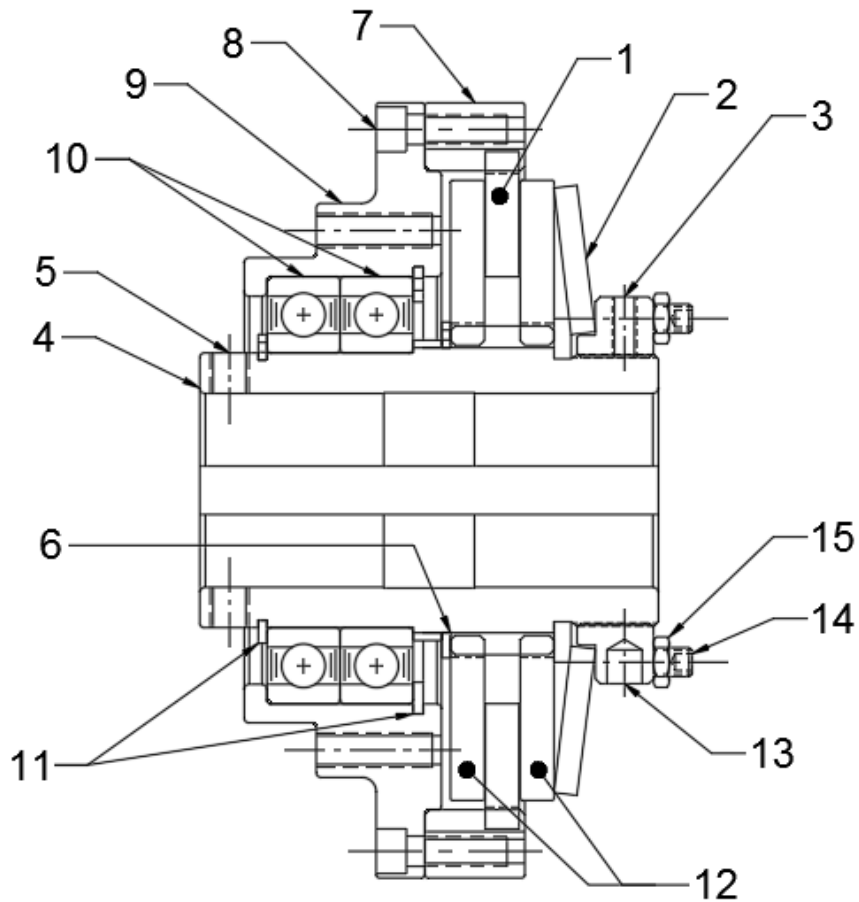


101 Cummings Drive
Walton, KY 41094 USA
859-291-0849
machiii.com

engineering@machiii.com

T8A1K-STL

Parts Diagram



REF#	DESCRIPTION & PARTS INCLUDED	QUANTITY	KIT NUMBER
REPAIR KIT			T8A1K-STL-RPRK
1	Friction Disc	1	
2	Disc Spring	1	
3	Nylon Point Set Screw	1	
DRIVE HUB KIT			T8A1K-STL-HUBK
4	Drive Hub	1	<i>Specify Bore Size When Ordering</i>
5	Set Screw	2	
6	Retainer Ring	1	
SLEEVE KIT			T8A1K-STL-SLVK
7	Ring Gear	1	
8	Screw	6	
9	Sleeve	1	
10	Bearing	2	
11	Retainer Ring	2	
DRIVE DISC KIT			T8A1K-STL-DRDK
12	Drive Disc	2	
FACING KIT			T8A1K-STL-FCGK
1	Friction Disc	1	
3	Nylon Point Set Screw	1	
NUT KIT			T8A1K-STL-NUTK
13	Nut	1	
14	Oval Point Set Screw	6	
15	Jam Nut	6	
3	Nylon Point Set Screw	1	

PARTS KITS

The *Repair Kit* contains common wear items for this product. Users are encouraged to stock one or more repair kits considering the number of units installed and the potential downtime if machinery on which the unit is installed is critical equipment. To obtain current pricing and lead time for parts kits, contact customer service.

orders@machiii.com

ADDITIONAL PRODUCT INFORMATION

For illustrated guides showing how Mach III products work, selection guidelines, product manuals, and installation and use recommendations:

<https://machiii.com/resources/how-our-products-work>

For information about how to order, return policy and warranty information:

<https://machiii.com/resources/how-to-order>



859-291-0849

machiii.com

engineering@machiii.com