

T6A2G-STL

Mechanical Friction Torque Limiter
Through Shaft Bored, Pilot Mount



Designed for brief overloads.
Does not automatically disconnect.

Minimum Sprocket Sizes

Chain Size	50	60	80	100
Minimum Teeth	34	29	23	19

Engagement/Disengagement

Spring/None

Facing Type

Low Coefficient

Minimum Torque Setting

620 Pound Inches

Maximum Torque Setting (Spring Compression ≈ 17%)

6,140 Pound Inches

Maximum RPM

1,750

Bore Range with Standard Keyway

1.438 (37) to 2.000 (52) Inches (mm)

Finish

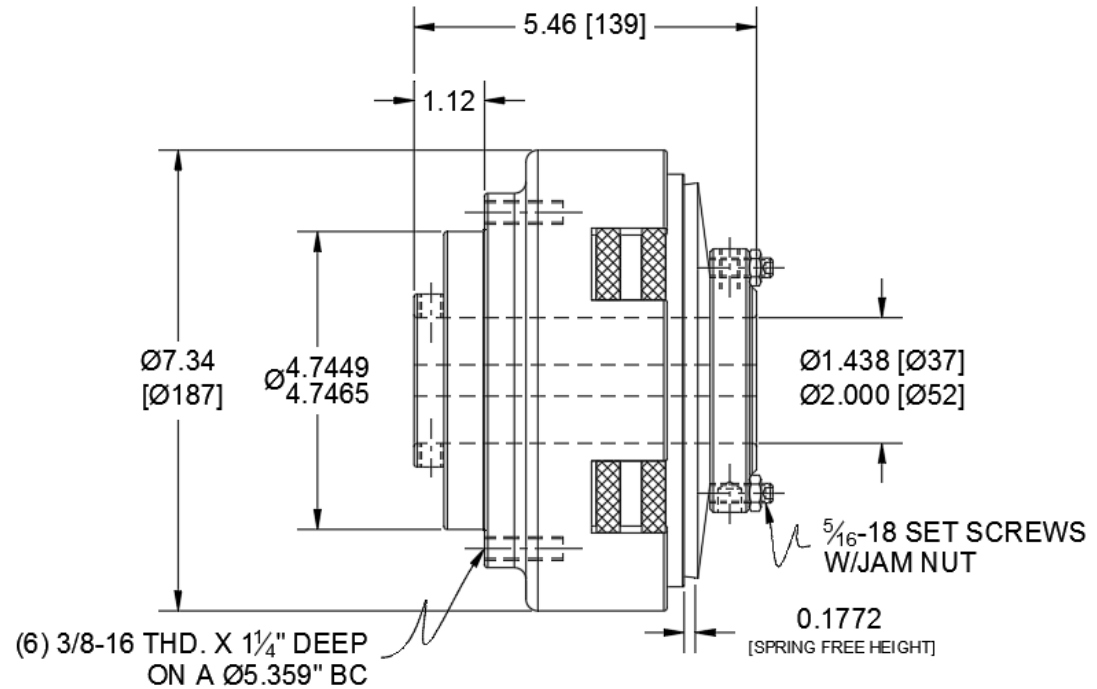
Aluminum

Open or Enclosed Construction

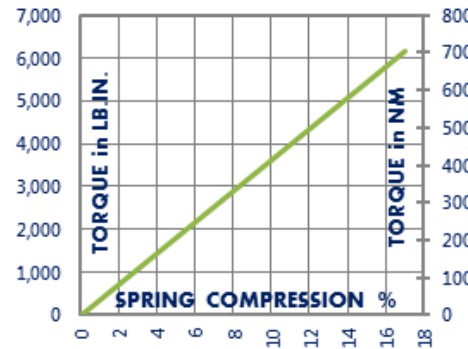
Open

Shipping Weight

40 Pounds



TORQUE vs. SPRING PRESSURE



NEW vs. BURNISHED TORQUE

The torque output setting of a friction torque limiter is set at the factory or in the field when new. (All torque settings are +/- 10%.) Repeated overload will burnish the friction surfaces and may increase the slip torque setting. The torque setting should be tested after prolonged or frequent overload and re-set if needed.

PRODUCT SELECTION

Torque capacity is only one factor to consider when making a product selection. Ensure that you will have the right product for the job by contacting our engineering department for application review and selection assistance.

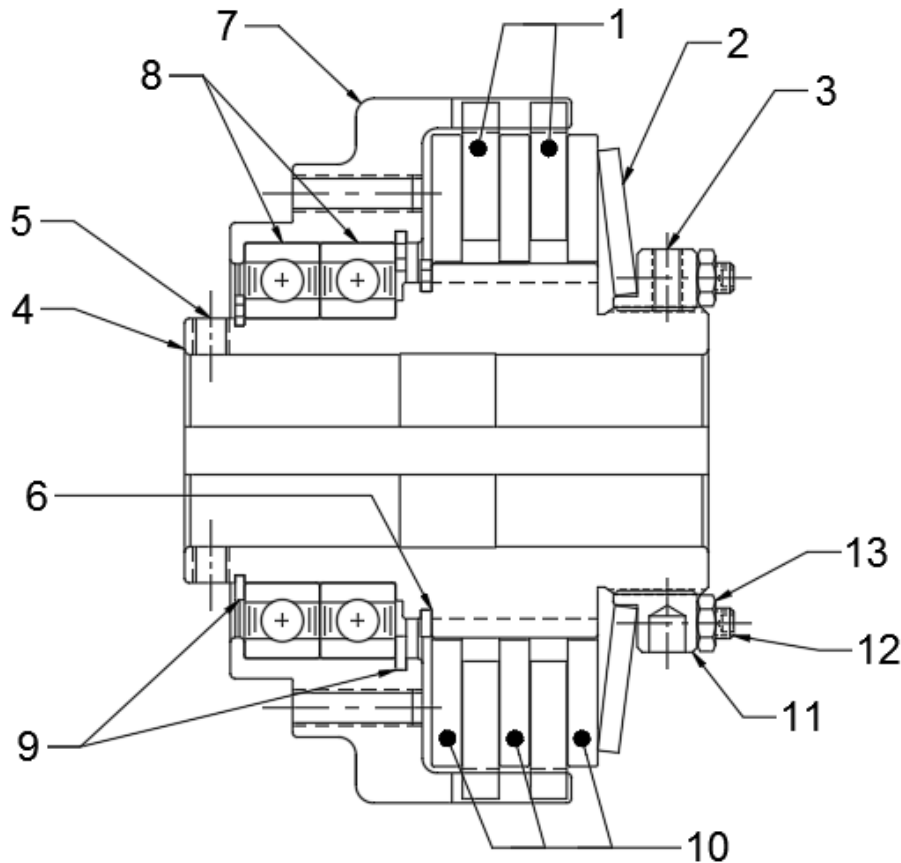


101 Cummings Drive
Walton, KY 41094 USA
859-291-0849
machiii.com

engineering@machiii.com

T6A2G-STL

Parts Diagram



REF#	DESCRIPTION & PARTS INCLUDED	QUANTITY	KIT NUMBER
	REPAIR KIT		T6A2G-STL-RPRK
1	Friction Disc	2	
2	Disc Spring	1	
3	Nylon Point Set Screw	1	
	DRIVE HUB KIT		T6A2G-STL-HUBK
4	Drive Hub	1	<i>Specify Bore Size When Ordering</i>
5	Set Screw	2	
6	Retainer Ring	1	
	SLEEVE KIT		C6A2G-STL-SLVK
7	Sleeve	1	
8	Bearing	2	
9	Retainer Ring	2	
	DRIVE DISC KIT		T6A2G-STL-DRDK
10	Drive Disc	3	
	FACING KIT		T6A2G-STL-FCGK
1	Friction Disc	2	
3	Nylon Point Set Screw	1	
	NUT KIT		T6A1G-STL-NUTK
11	Nut	1	
12	Oval Point Set Screw	6	
13	Jam Nut	6	
3	Nylon Point Set Screw	1	

PARTS KITS

The *Repair Kit* contains common wear items for this product. Users are encouraged to stock one or more repair kits considering the number of units installed and the potential downtime if machinery on which the unit is installed is critical equipment. To obtain current pricing and lead time for parts kits, contact customer service.

orders@machiii.com

ADDITIONAL PRODUCT INFORMATION

For illustrated guides showing how Mach III products work, selection guidelines, product manuals, and installation and use recommendations:

<https://machiii.com/resources/how-our-products-work>

For information about how to order, return policy and warranty information:

<https://machiii.com/resources/how-to-order>



859-291-0849

machiii.com

engineering@machiii.com