

EBA2K-STH

Spring Engaged Friction Clutch
Through Shaft Bored, Pilot Mount



Minimum Sprocket Sizes

Chain Size	60	80	100	120
Minimum Teeth	43	33	27	24

Engagement/Disengagement

Spring/Air

Facing Type

High Coefficient

Torque @ 0 PSI – Dynamic

23,733 Pound Inches

Minimum Disengagement Pressure

77 PSI

Maximum Operating Pressure

90 PSI

Maximum RPM

950

Bore Range with Standard Keyway

2.250 (62) to 3.500 (95) Inches (mm)

Air Volume/Cycle

24.16 Cubic Inches

Finish

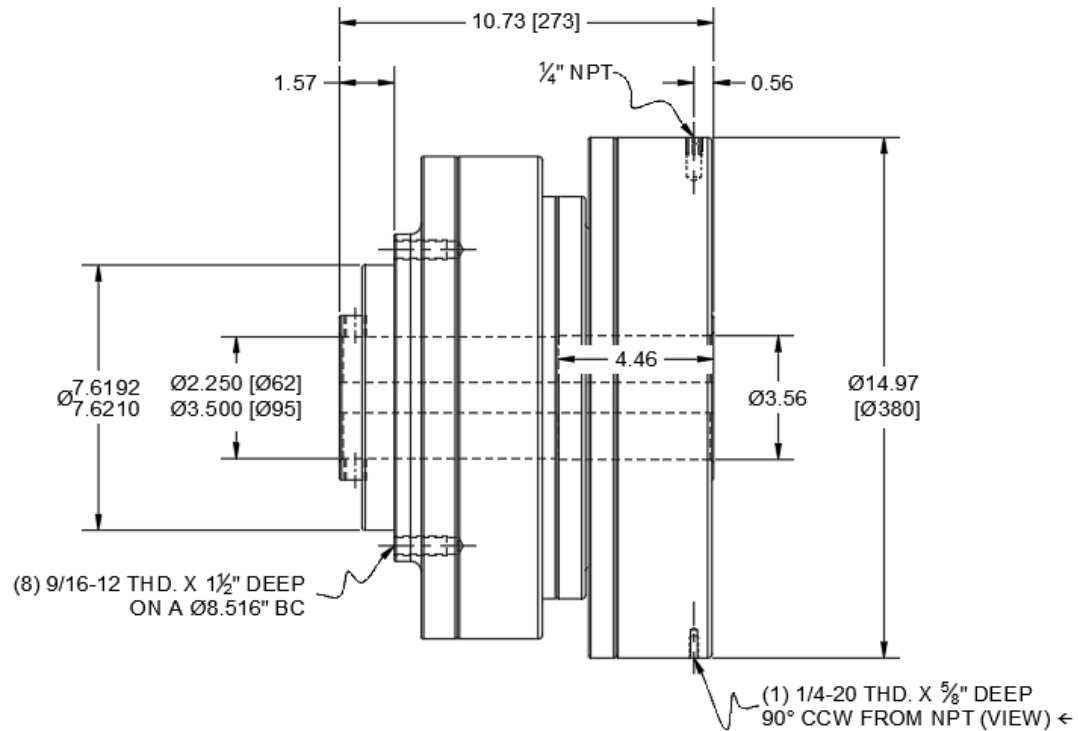
Aluminum

Open or Enclosed Construction

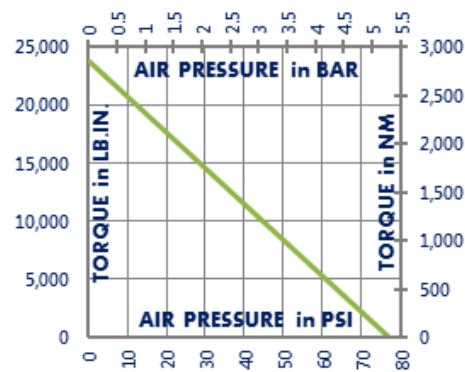
Open

Shipping Weight

230 Pounds



TORQUE vs. AIR PRESSURE



NEW vs. BURNISHED TORQUE

The torque output of a new friction brake or clutch can be up to 40% less than the published torque rating. To achieve full design torque, a unit must be cycled under load to burnish the friction surfaces. The exact number of cycles varies by application.

When calculating required torque always use a safety factor of 1.5 to 2. It is not recommended to select a product for use at its maximum rated torque for continuous duty.

PRODUCT SELECTION

Torque capacity is only one factor to consider when making a product selection. Ensure that you will have the right product for the job by contacting our engineering department for application review and selection assistance.



1580 Lake Street
Elmira, NY 14901 USA

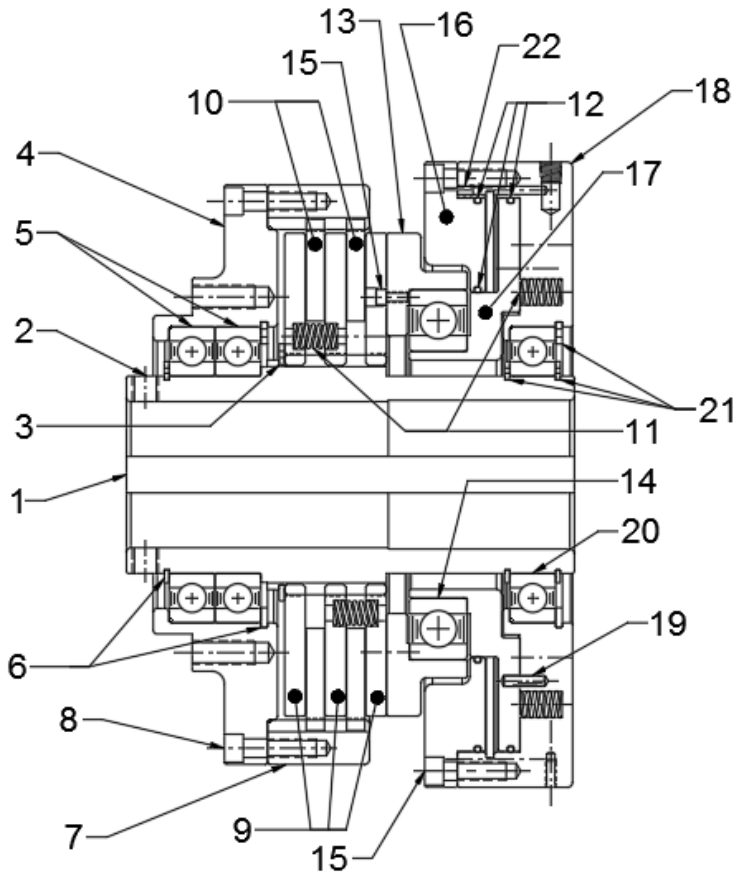
859-291-0849

machiii.com

engineering@machiii.com

EBA2K-STH

Parts Diagram



REF#	DESCRIPTION & PARTS INCLUDED	QUANTITY	KIT NUMBER
	DRIVE HUB KIT		CBA2K-STH-HUBK
1	Drive Hub	1	<i>Specify Bore Size When Ordering</i>
2	Set Screw	2	
3	Retainer Ring	1	
	SLEEVE KIT		CBA2K-STH-SLVK
4	Sleeve	1	
5	Bearing	2	
6	Retainer Ring	2	
7	Ring Gear	1	
8	Screw	9	
	DRIVE DISC KIT		CBA2K-STH-DRDK
9	Drive Disc	3	
	REPAIR KIT		EBA2K-STH-RPRK
10	Friction Disc	2	
11	Coil Spring	66	
12	O-Ring	3	
	PISTON KIT		EBA2K-STH-PSTK
13	Cone	1	
14	Bearing	1	
15	Screw	7	
16	Top Plate	1	
17	Piston	1	
	CYLINDER KIT		EBA2K-STH-CYLK
18	Cylinder	1	
19	Pin	2	
20	Bearing	1	
21	Retainer Ring	3	
22	Set Screw	1	

PARTS KITS

The *Repair Kit* contains common wear items for this product. Users are encouraged to stock one or more repair kits considering the number of units installed and the potential downtime if machinery on which the unit is installed is critical equipment. To obtain current pricing and lead time for parts kits, contact customer service.

orders@machiii.com

ADDITIONAL PRODUCT INFORMATION

For illustrated guides showing how Mach III products work, selection guidelines, product manuals, and installation and use recommendations:

<https://machiii.com/resources/how-our-products-work>

For information about how to order, return policy and warranty information:

<https://machiii.com/resources/how-to-order>



859-291-0849

machiii.com

engineering@machiii.com