

E8D3K-STH

Spring Engaged Friction Clutch
End of Shaft Bored, Pilot Mount



Minimum Sprocket Sizes

Chain Size	50	60	80	100
Minimum Teeth	41	35	27	22

Engagement/Disengagement

Spring/Air

Facing Type

High Coefficient

Torque @ 0 PSI – Dynamic

8,193 Pound Inches

Minimum Disengagement Pressure

72 PSI

Maximum Operating Pressure

90 PSI

Maximum RPM

1,325

Bore Range with Standard Keyway

1.625 (41) to 2.500 (66) Inches (mm)

Air Volume/Cycle

9.67 Cubic Inches

Finish

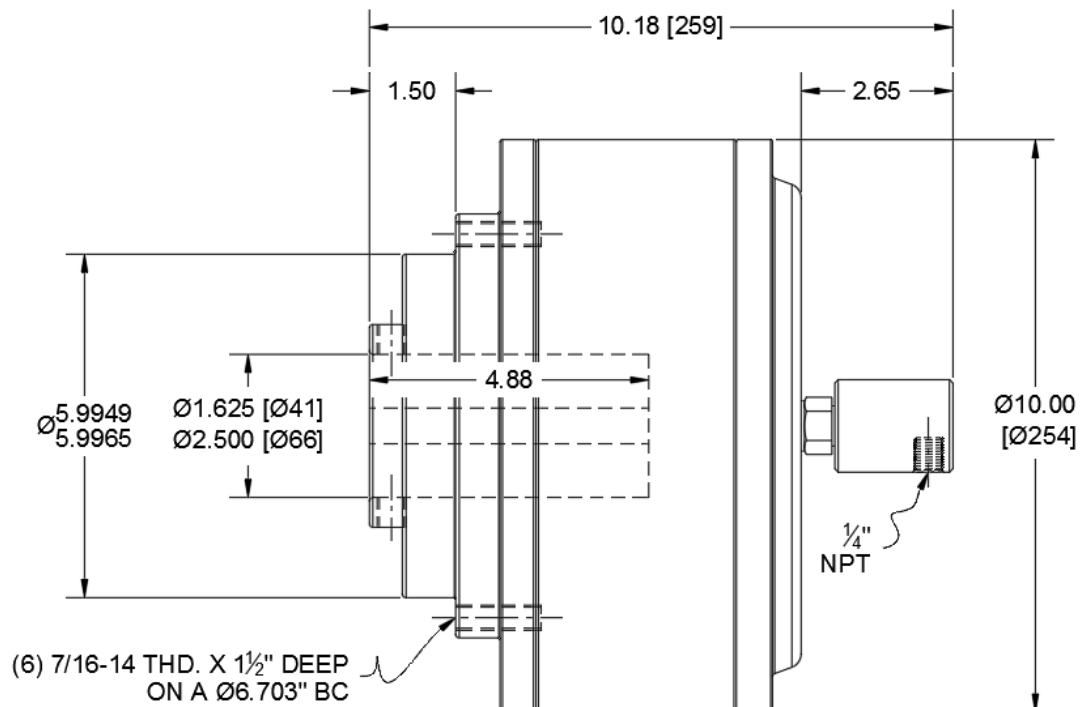
Aluminum

Open or Enclosed Construction

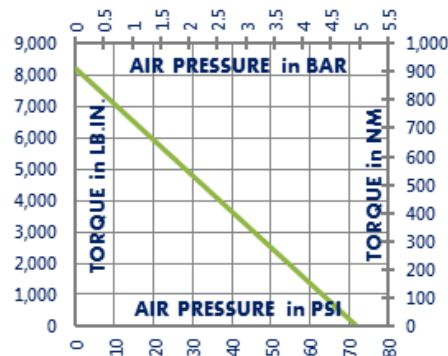
Enclosed

Shipping Weight

75 Pounds



TORQUE vs. AIR PRESSURE



NEW vs. BURNISHED TORQUE

The torque output of a new friction brake or clutch can be up to 40% less than the published torque rating. To achieve full design torque, a unit must be cycled under load to burnish the friction surfaces. The exact number of cycles varies by application.

When calculating required torque always use a safety factor of 1.5 to 2. It is not recommended to select a product for use at its maximum rated torque for continuous duty.

PRODUCT SELECTION

Torque capacity is only one factor to consider when making a product selection. Ensure that you will have the right product for the job by contacting our engineering department for application review and selection assistance.

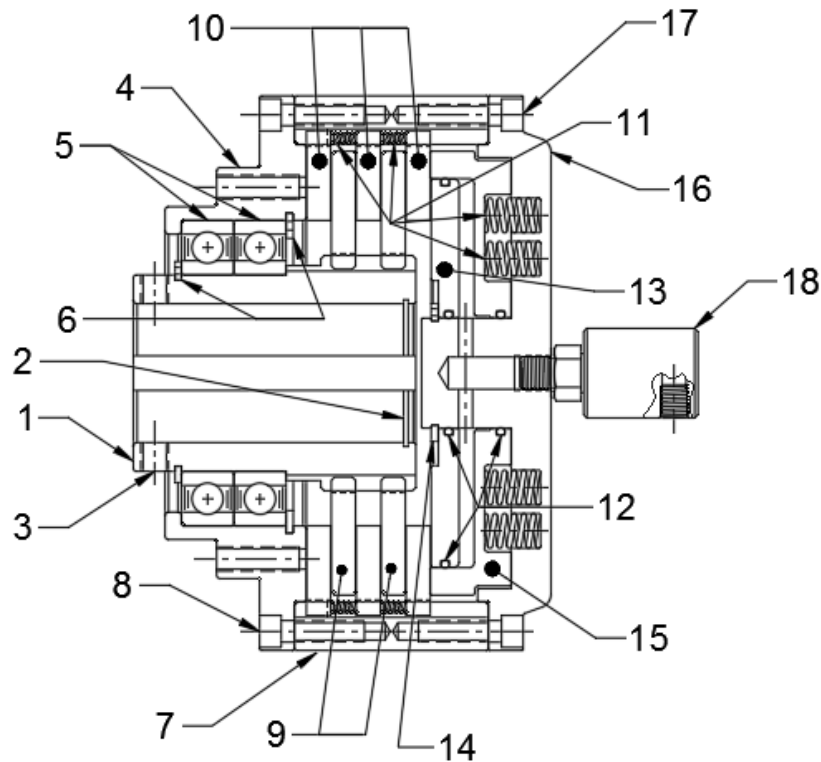


1580 Lake Street
Elmira, NY 14901 USA
859-291-0849
machiii.com

engineering@machiii.com

E8D3K-STH

Parts Diagram



REF#	DESCRIPTION & PARTS INCLUDED	QUANTITY	KIT NUMBER
DRIVE HUB KIT			C8D3K-STH-HUBK
1	Drive Hub	1	Specify Bore Size When Ordering
2	Retainer Ring	1	
3	Set Screw	2	
SLEEVE KIT			E8D3K-STH-SLVK
4	Sleeve	1	
5	Bearing	2	
6	Retainer Ring	2	
7	Ring Gear	1	
8	Screw	6	
DRIVE DISC KIT			E8D3K-STH-DRDK
9	Drive Disc	2	E8D3K-STH-RPRK
REPAIR KIT			
10	Friction Disc	3	
11	Coil Spring	35	
12	O-Ring	3	
PISTON KIT			E8D3K-STH-PSTK
13	Piston	1	
14	Retainer Ring	1	
15	Spring Retainer	1	
CYLINDER KIT			E8D3K-STH-CYLK
16	Cylinder	1	
17	Screw	6	
18	ROTATING SEAL	1	RSEAL-029

PARTS KITS

The *Repair Kit* contains common wear items for this product. Users are encouraged to stock one or more repair kits considering the number of units installed and the potential downtime if machinery on which the unit is installed is critical equipment. To obtain current pricing and lead time for parts kits, contact customer service.

orders@machiii.com

ADDITIONAL PRODUCT INFORMATION

For illustrated guides showing how Mach III products work, selection guidelines, product manuals, and installation and use recommendations:

<https://machiii.com/resources/how-our-products-work>

For information about how to order, return policy and warranty information:

<https://machiii.com/resources/how-to-order>



859-291-0849

machiii.com

engineering@machiii.com